

Fabulous Fall Town Hall

Down the road the gingerbread man. He ran past the
doghouse. The dog wagged his tail. "Slow down, Gingerbread
Man. I want to talk to you," the dog barked. And he started
laughing at the gingerbread man.

But the gingerbread man ran faster.

"I'll run and run as fast as I can,
I won't reach you, I'm the gingerbread man!"
And from the window, I ran from the man.
"It ran from you. See if I can!"

October 9, 2020



Welcome!

Using the Chat box, tell us your name and where you are from!

The Chat Box is at the bottom of the Zoom tool bar :)

Hi everyone! Rebecca
from RAR National in
MD

Agenda for Today's Town Hall



Welcome



Virtual Family
Workshop Series:
Raising A Reader MA



Announcements &
Discussion



Virtual Workshop Series

Katee Duffy, Raising A Reader Massachusetts

Agenda for Virtual Workshop

- Virtual Workshop Series
 - Introduction and Overview
 - How We Used It/ What Went Well
 - Recommendations & Learnings
 - Platform Considerations
 - Conclusion and Next Steps



RAR National Town Hall Meeting:
October 9, 2020
Virtual Family Engagement Workshops

Workshop Progression



Family Engagement Workshops

Workshop 1	Introduction to Early Literacy, Brain Development, and Dialogic Reading
Workshop 2	Asking Good Questions
Workshop 3	Expanding on Answers

Agenda



- 1. Introduction and Overview**
- 2. How We Used It / What Went Well**
- 3. Recommendations & Learnings**
- 4. Platform Considerations**
- 5. Conclusion and Next Steps**

STAYING CONNECTED

- ☐ Zoom/GoToMeeting: Checked in with program partners
- ☐ RAR-MA Website: Shared new online resources and challenges for families
- ☐ YouTube channel: Offered weekly virtual story times
- ☐ Virtual Engagement Events: Delivered dialogic reading strategies to families
- ☐ Online Polls: Obtained participant feedback and data
- ☐ Email: Followed up with links to resources for families



What went well

FAMILIES...

- ☐ Enjoyed connecting with each other
- ☐ Returned for follow-up events
- ☐ Stayed informed and equipped with knowledge and resources

RAR-MA Team...

- ☐ Got creative
- ☐ Adapted and delivered curriculum for virtual environment
- ☐ Connected with families during difficult and isolating time
- ☐ Met our goals!



Families:

- **Interest in ongoing resources & support**
- **Desire to be notified via mobile device (text)**


RAR-MA Team:

- **Partners' interest to join virtual events**
- **Capitalize on team's expertise**


☐ **Prepare to be flexible & adapt!**

Recommendations

- Create a script
 - Assign clear roles
 - Cross training
 - Decrease content
- Pilot event with team
- Download all resources



☐ Prepare to be flexible &
adapt!



Platform Considerations



Quick Tips



- ☐ Use lighting that comes from the front or side to best light your face
- ☐ Keep your background simple and distraction-free
- ☐ Use the “Touch-up my appearance” feature in the video settings (if needed)
- ☐ Secure your Zoom event to prevent unwanted guests
- ☐ Make sure you have access to the meeting link, ID, and password
- ☐ Monitor registrants and emails coming from Zoom (no-reply@zoom.us)

Before the workshop - Prepare

- ☐ Use a headset and microphone to reduce background noise
- ☐ Learn how to manage participants
- ☐ **Test** your audio and video
- ☐ Review how to **share your screen**
- ☐ Close unnecessary applications and windows

- ☐ Open all resources that will be used during the workshop (PPT, videos, images, etc.)



This Photo by Unknown Author is licensed under [CC BY-SA-NC](#)

During the Workshop

- ☐ Start the workshop on time
- ☐ Monitor attendees in the waiting room, participants panel, and chat box
- ☐ Prepare your Audience (Zoom etiquette)
- ☐ Engage your Audience (Images, Videos, Polls)
- ☐ Help everyone to focus
- ☐ The host should be the last one to leave or select “end meeting for all”



After the Workshop

- You can get a list of registrants and participants
- Follow up with participants
- Get feedback from participants (e.g. polls or Google Forms)





K R Duffy, MA, NCC

Director of Programs, Raising A Reader Massachusetts

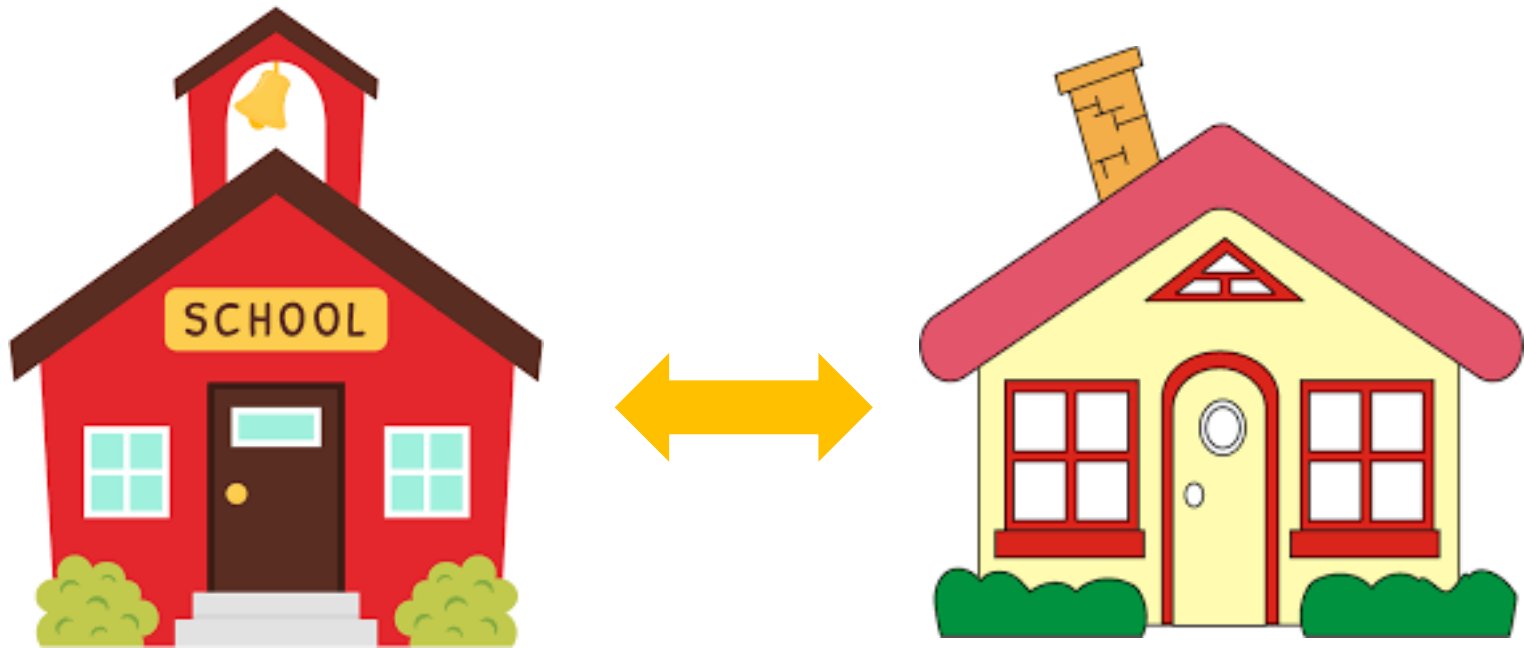
katee@raisingareaderma.org

617.602.7936 (cell)

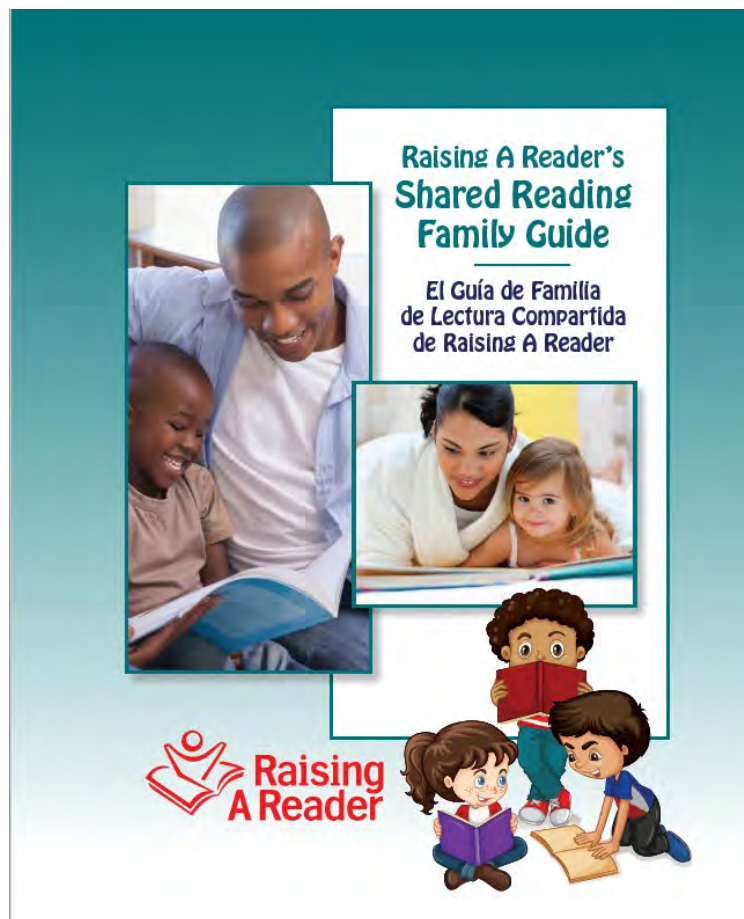
Fabulous Fall Family Packs

Fabulous Fall Classroom Pack!

A Fun Way to Support Early Literacy through Reading Routines and Home-School Connections!



Shared Reading Family Guide: Sneak Peek!



Why is sharing books with my child important?

Decades of research have shown that reading aloud is the most important thing parents and caregivers can do to prepare a child for reading and learning. You are your child's most important teacher. Reading aloud builds many important foundational skills, including:

✓ Brain Development

The interactions associated with reading aloud supports your child's brain development.

✓ Language Development

The number of words that a child uses or understands upon entering school is a key predictor of their future success.

✓ Literacy Development

Reading aloud builds literacy skills, such as: vocabulary, recognizing words and sounds, familiarity with the printed word, storytelling, and comprehension.

✓ Family Bonding

Shared reading time between a parent/caregiver and a child helps them to associate reading with a pleasurable experience.

✓ A Love of Reading

Sharing books with your child provides them with a role model for reading. This, in turn, helps support a love of books.

¿Por qué es importante compartir libros con mi hijo?

Décadas de investigación han demostrado que leer en voz alta es lo más importante que pueden hacer los padres y cuidadores para preparar a un niño para la lectura y el aprendizaje. Usted es el maestro más importante de su hijo. Leer en voz alta desarrolla muchas habilidades fundamentales importantes, que incluyen:

✓ Desarrollo del Cerebro

Las interacciones asociadas con la lectura en voz alta apoyan el desarrollo del cerebro de su hijo.

✓ Desarrollo del Lenguaje

La cantidad de palabras que un niño usa o comprende al ingresar a la escuela es un factor clave para predecir su éxito futuro.

✓ Desarrollo de la Alfabetización

Leer en voz alta desarrolla habilidades de alfabetización, tales como: vocabulario, reconocimiento de palabras y sonidos, familiaridad con la palabra impresa, narración de cuentos y comprensión.

✓ Vinculación Familiar

El tiempo de lectura compartido entre un padre/cuidador y un niño les ayuda a asociar la lectura con una experiencia placentera.

✓ Amor por la lectura

Compartir libros con su hijo les proporciona un modelo a seguir para la lectura. Esto, a su vez, ayuda a mantener el amor por los libros.

The nurturing and one-on-one attention from caregivers during reading aloud encourages children to form a positive association with books and reading later in life.

Duursma, Augustyn & Zuckerman, 2008

La atención personalizada y cariñosa de los cuidadores durante la lectura en voz alta anima a los niños a formar una asociación positiva con los libros y la lectura más adelante en la vida.

Duursma, Augustyn y Zuckerman, 2008



Shared Reading Family Guide: Sneak Peek!

Week 1: Taking A Picture Walk

What?

A picture walk is an activity between an adult reader and child that takes place before reading a new story. A picture walk involves previewing the pictures in a storybook to familiarize the child with the story prior to introducing the text.

Why?

A picture walk sparks a child's interest in a story and helps prepare them for the story that will soon be read. It gives the child a sense of what might happen in the story. Who are the characters? Where does it take place? What will happen? This in turn helps children to connect the illustrations to their own experiences and may increase the child's comprehension of the story.

Try It!

1. First, show your child the cover and read the title. Ask what your child thinks the story will be about, based only on what they see. Then slowly flip through the book, page by page (or by picking several key pages in advance) without reading a single word.

2. Next, ask questions about each picture that will engage your child's imagination and encourage participation in the activity. Some questions might be:

"What is going on here?"

"Who is this?"

"Why does the character look so excited?"

"When is this story taking place?"

"How do you think the story is going to end?"

3. After you're done with the picture walk and have started the actual read-aloud session, short discussions while reading can be very beneficial to the children because they reinforce the critical thinking that you fueled by stimulating their curiosity during the picture walk. Some questions might be:

"Do you still think the story is going to end like that? Why or why not?"

"Was it a good idea for the character to do that? How would you have solved that problem?"

"So now that you know what really happened, why do you think the character looks so excited?"



Semana 1: Hacer un Caminata Fotográfica/ Recorrido de las Ilustraciones

¿Qué?

Un recorrido de las ilustraciones es una actividad entre un lector adulto y un niño que se lleva a cabo antes de leer una nuevo cuento. Un recorrido de las ilustraciones implica la vista previa de las imágenes de un libro de cuentos para familiarizar al niño con la historia antes de presentar el texto.

¿Por Qué?

Un recorrido de las imágenes despierta el interés del niño en el cuento y lo ayuda a prepararse para la cuenta que pronto se leerá. Le da al niño una idea de lo que podría suceder en la historia. ¿Quiénes son los personajes? ¿Dónde toma lugar? ¿Lo que sucederá? Esto, a su vez, ayuda a los niños a conectar las ilustraciones con sus propias experiencias y puede aumentar la comprensión del cuento por parte del niño.

¡Intentalo!

1. Primero enséñele a su hijo la portada y lea el título. Pregúntele a su hijo de qué cree que se tratará el cuento, basándose únicamente en lo que ve. Luego, hojee lentamente el libro, página por página (o eligiendo varias páginas clave por adelantado) sin leer una sola palabra.
2. Luego, haga preguntas sobre cada imagen que involucren la imaginación de su hijo y lo estimulen a participar en la actividad. Algunas preguntas pueden ser:

"¿Qué está pasando aquí?"

"¿Quién es este?"

"¿Por qué el personaje se ve tan emocionado?"

"¿Cuándo se desarrolla esta historia?"

"¿Cómo crees que va a terminar la historia?"

3. Una vez que haya terminado con la recorrida de las ilustraciones y haya comenzado la sesión real de lectura en voz alta, las discusiones breves durante la lectura pueden ser muy beneficiosas para los niños porque refuerzan el pensamiento crítico que usted estimuló al estimular su curiosidad durante el recorrido de las ilustraciones. Algunas preguntas pueden ser:

"¿Sigues pensando que la historia va a terminar así? ¿Por qué o por qué no?"

"¿Fue una buena idea que el personaje hiciera eso? ¿Cómo habrías resuelto ese problema?"

"Ahora que sabes lo que realmente sucedió, ¿por qué crees que el personaje se ve tan emocionado?"

Fabulous Fall Classroom Pack!

- *For Families...*
- **Components:**
- Six Bilingual Storybooks
- Bilingual Family Guide
- Response Journal
- RAR Fall Webpage:
 - Virtual Storytimes & Recorded Read Alouds
 - Shared Reading Videos
 - Virtual Field Trips
 - Downloadable extension activities



Fabulous Fall Classroom Pack!

- *For Implementers, Teachers, Home Visitors...*

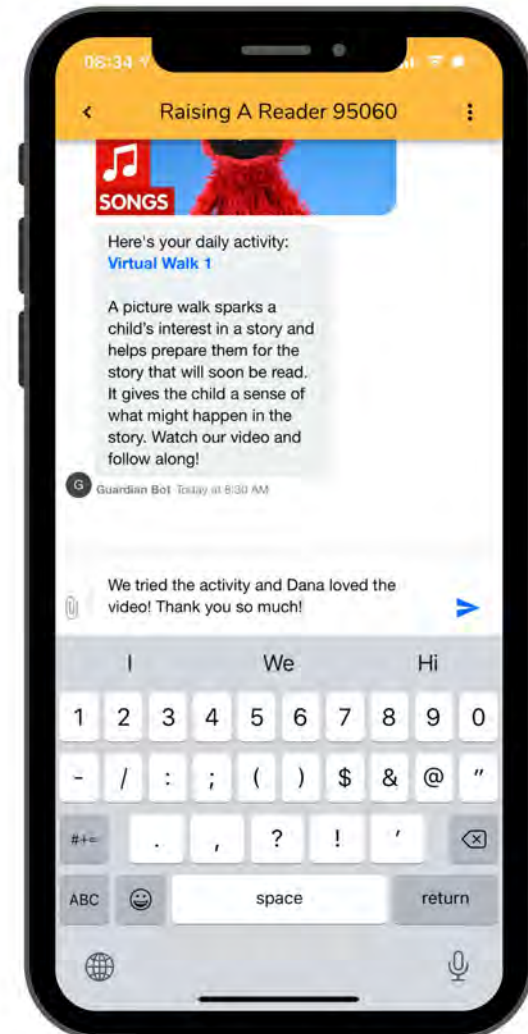
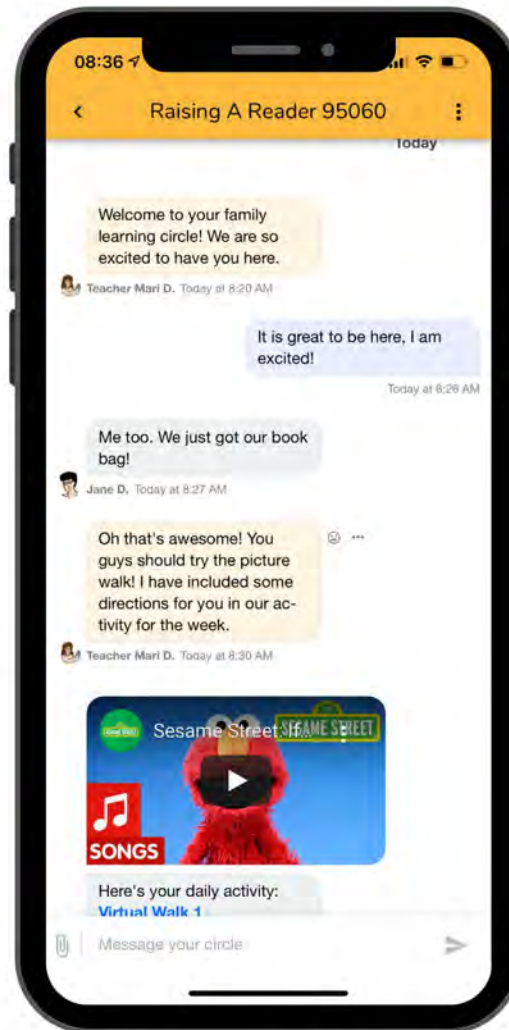
Components:

- Six Bilingual Storybooks
- Bilingual Family Guide
- Cell Phone Stand
- One Puppet
- Downloadable Implementer Guide
- *Exclusive* Online & On-Demand Training
- **Raising A Reader Family Learning Circle!**



Raising A Reader's Family Learning Circles

- Provides educators an easy way to engage families with Fabulous Fall content
- Allows families to connect with each other to promote peer-to-peer learning and reduce family isolation
- Provides educators a platform to communicate with families real-time in 13 different languages



How To Order.....

The First 100
Implementer Toolkits
ordered will get a
RAR Swag Bag!

Individual Family Pack

- Ages 3-Prek
- School Age

**\$55 per Family
Pack!**

Classroom Pack

- Implementer Toolkit
- Family Pack (up to 25)
 - Ages 3-PreK
 - School Age

**25%
Off**


**\$200-\$1250
per
Classroom!**

Infant and Toddler Kits NOW AVAILABLE!

- Six Bilingual Board Books
- 1 High Quality Puppet
- Bilingual Tip Sheet
- Special Section on Fab Fall Webpage!

\$32/each!

Shipping Included




Resources and Announcements

SLJ COVID-19 Publisher Information Directory

As educators move to remote learning, many are worrying and wondering about reading books aloud online and possibly violating copyright laws. In response, many children's publishers have temporarily altered policies. Please consult individual publisher websites for additional information.





12:00 PM PT | 3:00 PM ET

[Register here](#)

October 13, 2020 @ 3p.m. ET

Telenovela as Teacher: Innovations With Univision, Too Small to Fail and Literacy Partners

Presenters: Patti Miller and Stephen Massey, Too Small to Fail; Claudia Bojorquez and Carolina Rosas, Univision; Anthony Tassi, Literacy Partners

Continue Every Tuesday, Register [Here](#)

GLR
Learning
Tuesdays



3:30 PM PT | 6:30 PM ET

[Register here](#)

November 5, 2020 from 4:30-5:30 PM EST- [Harnessing the Power of Families to Support Student Learning and Development](#)

In many schools across the country, families feel locked out of their child's learning or unsure of how they can get involved. In this time of hybrid and virtual learning, strong partnerships with families are more important than ever. During this presentation, you will learn about the 3 most effective things schools and educators can do to make home-school partnerships an effective instructional strategy.

Coming Soon! Town Hall Topics

- Fundraising and Grant Writing in the time of COVID
- **What else would YOU like to see at a Town Hall?**



Sharing Session/Discussion

