

# Fabulous Fall Town Hall

Down the road the gingerbread man. He ran past the  
house. The dog wagged his tail. Slow down, Gingerbread  
Man. I want to talk to you. The dog barked. And he started  
crying like the gingerbread man.

But the gingerbread man ran faster.

"I'll run and run as fast as I can.  
I won't reach you. I'm the gingerbread man!"  
He ran from the woman. I ran from the man.  
I'll run from you. See if I can!"

October 2, 2020



# Welcome!

Using the Chat box, tell us your name and where you are from!

The Chat Box is at the bottom of the Zoom tool bar :)

Hi everyone! Rebecca  
from RAR National in  
MD

# Agenda for Today's Town Hall



Welcome



What's "Top of Mind?"



Storytime Demo



Fabulous Fall Family Pack – Now including 0-3!



Warehouse Sneak Peek



Announcements & Discussion



## What's Top of Mind?

10/5/2020

# Fabulous Fall Storytime

# Implementer Downloadable: How Many Seeds in a Pumpkin?

## Implementer Storytime Ideas

**Book Title:** How Many Seeds in a Pumpkin?

**About the Book:** With the help of his teacher, Charlie discovers that good things really do come in small packages.

### Storytime Activities:

- Dress Up Fun!** Wear fall themed clothing, a smock or something pumpkin-themed.
- What's in The Mystery Bag?** Using a RAR Red Book Bag as your "mystery bag," pull out items that elaborate on the story such as a pumpkin, numbers (for counting), an art smock and/or something stringy or slimy.
- Whiteboard Activities:** Use the whiteboard to demonstrate counting. Draw pictures of seeds in the same number configurations as displayed in the book. Write numbers to demonstrate counting. **BONUS:** Support children with new vocabulary words.
- Action & Transitions:**
- Count by 1's, 2's, 5's or 10's. Each time you count, invite children to clap, stomp, or jump.
  - Invite children to pretend to reach into a pumpkin and pull out something slimy and stringy. Ask, how would your face look if you were holding something slimy?
- Vocabulary:**
- ✓ Pumpkin
  - ✓ Blackboard
  - ✓ Smock
  - ✓ Slimy
  - ✓ Stringy



# Family Downloadable: I Need a Hug Porcupine Activity

## Create Your Own Porcupine!

Supplies Needed:  
Play dough (recipe attached)  
Toothpicks or Spaghetti noodles



**Step 1:** Mode your play dough into a round shape to create the body of your porcupine.

**Step 2:** Now create your quills by inserting your toothpicks or half spaghetti noodles into the play dough. Place as many quills as you can into your porcupine body.

**Step 3:** Draw a smiling little face on with a marker.

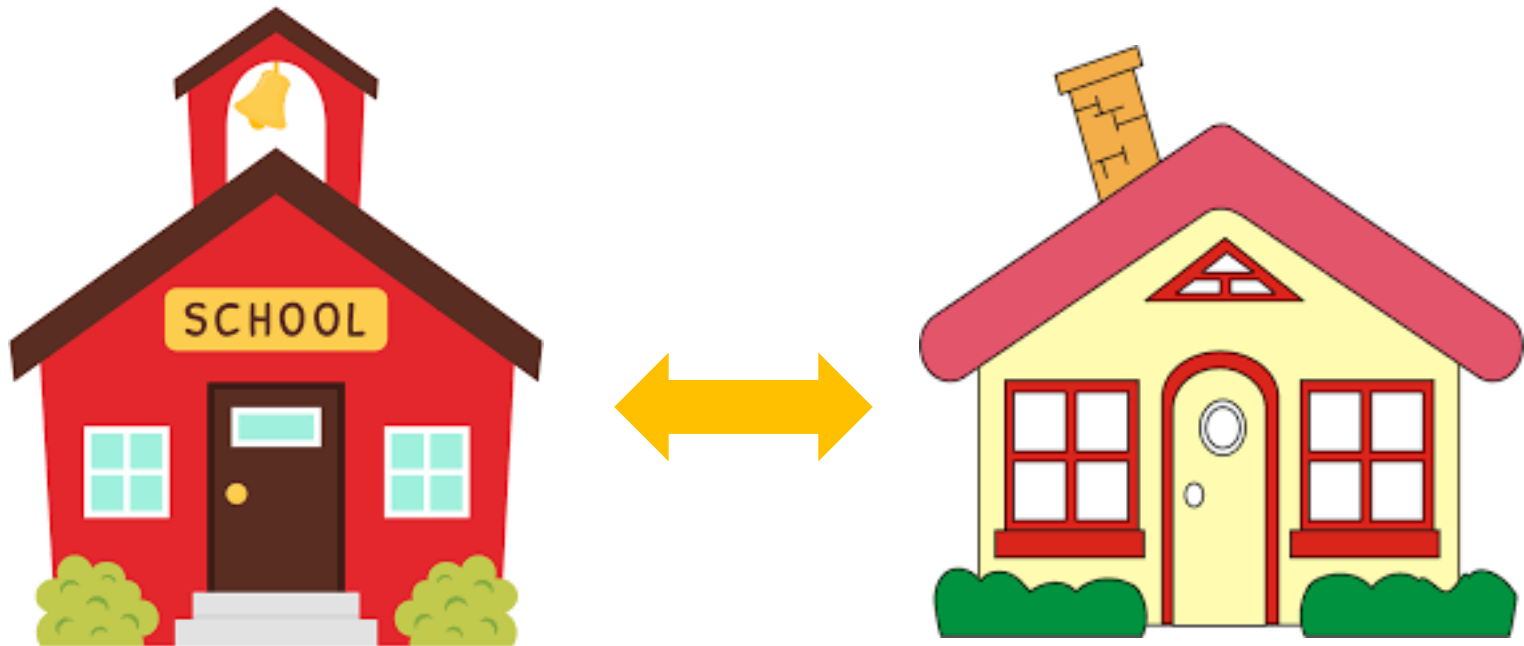
**\*Hugs\***



# Warehouse Sneak Peek

# Fabulous Fall Classroom Pack!

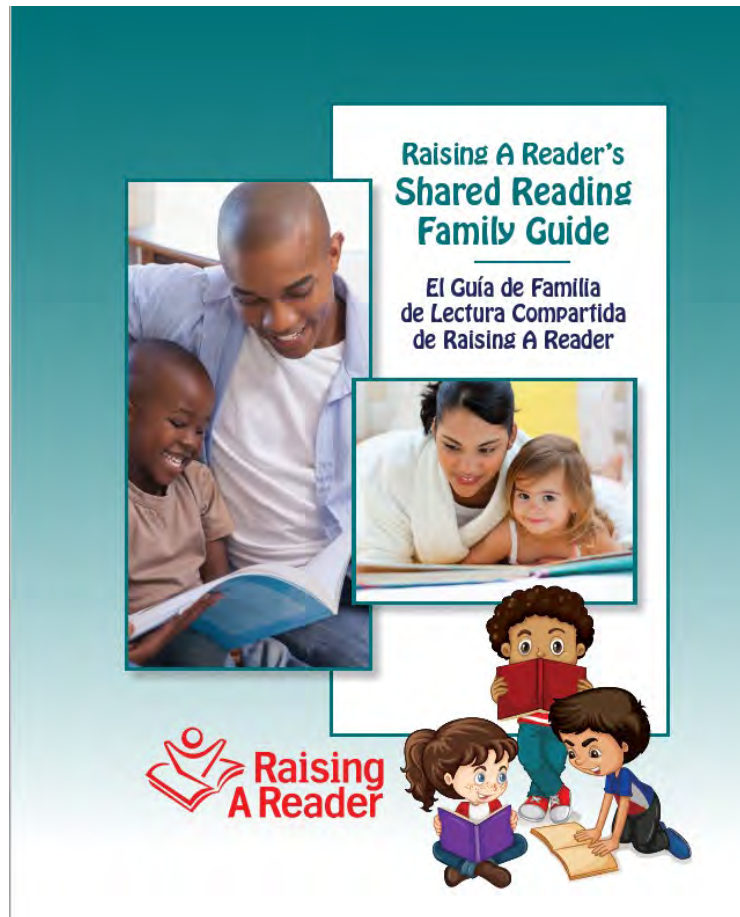
*A Fun Way to Support Early Literacy through Reading Routines and Home-School Connections!*



# Fabulous Fall Goals

- **Supports family shared reading habits by:**
  - Providing families with multicultural, bilingual children's books.
  - Including a family guide that equips parents/caregivers with strategies to maximize shared reading time with children.
  - Fosters comprehension skills through reflection.
- **Supports the home-school connection by:**
  - Equipping educators with training and resources to provide high-quality virtual connections with families.

# Shared Reading Family Guide: Sneak Peek!



## Why is sharing books with my child important?

Decades of research have shown that reading aloud is the most important thing parents and caregivers can do to prepare a child for reading and learning. You are your child's most important teacher. Reading aloud builds many important foundational skills, including:

### ✓ Brain Development

The interactions associated with reading aloud supports your child's brain development.

### ✓ Language Development

The number of words that a child uses or understands upon entering school is a key predictor of their future success.

### ✓ Literacy Development

Reading aloud builds literacy skills, such as: vocabulary, recognizing words and sounds, familiarity with the printed word, storytelling, and comprehension.

### ✓ Family Bonding

Shared reading time between a parent/caregiver and a child helps them to associate reading with a pleasurable experience.

### ✓ A Love of Reading

Sharing books with your child provides them with a role model for reading. This, in turn, helps support a love of books.

## ¿Por qué es importante compartir libros con mi hijo?

Décadas de investigación han demostrado que leer en voz alta es lo más importante que pueden hacer los padres y cuidadores para preparar a un niño para la lectura y el aprendizaje. Usted es el maestro más importante de su hijo. Leer en voz alta desarrolla muchas habilidades fundamentales importantes, que incluyen:

### ✓ Desarrollo del Cerebro

Las interacciones asociadas con la lectura en voz alta apoyan el desarrollo del cerebro de su hijo.

### ✓ Desarrollo del Lenguaje

La cantidad de palabras que un niño usa o comprende al ingresar a la escuela es un factor clave para predecir su éxito futuro.

### ✓ Desarrollo de la Alfabetización

Leer en voz alta desarrolla habilidades de alfabetización, tales como: vocabulario, reconocimiento de palabras y sonidos, familiaridad con la palabra impresa, narración de cuentos y comprensión.

### ✓ Vinculación Familiar

El tiempo de lectura compartido entre un padre/cuidador y un niño les ayuda a asociar la lectura con una experiencia placentera.

### ✓ Amor por la lectura

Compartir libros con su hijo les proporciona un modelo a seguir para la lectura. Esto, a su vez, ayuda a mantener el amor por los libros.

The nurturing and one-on-one attention from caregivers during reading aloud encourages children to form a positive association with books and reading later in life.

Duursma, Augustyn & Zuckerman, 2008

La atención personalizada y cariñosa de los cuidadores durante la lectura en voz alta anima a los niños a formar una asociación positiva con los libros y la lectura más adelante en la vida.

Duursma, Augustyn & Zuckerman, 2008

— 7 —



# Shared Reading Family Guide: Sneak Peek!

## Week 1: Taking A Picture Walk

### What?

A picture walk is an activity between an adult reader and child that takes place before reading a new story. A picture walk involves previewing the pictures in a storybook to familiarize the child with the story prior to introducing the text.

### Why?

A picture walk sparks a child's interest in a story and helps prepare them for the story that will soon be read. It gives the child a sense of what might happen in the story. Who are the characters? Where does it take place? What will happen? This in turn helps children to connect the illustrations to their own experiences and may increase the child's comprehension of the story.

### Try It!

1. First, show your child the cover and read the title. Ask what your child thinks the story will be about, based only on what they see. Then slowly flip through the book, page by page (or by picking several key pages in advance) without reading a single word.

2. Next, ask questions about each picture that will engage your child's imagination and encourage participation in the activity. Some questions might be:

*"What is going on here?"*

*"Who is this?"*

*"Why does the character look so excited?"*

*"When is this story taking place?"*

*"How do you think the story is going to end?"*

3. After you're done with the picture walk and have started the actual read-aloud session, short discussions while reading can be very beneficial to the children because they reinforce the critical thinking that you fueled by stimulating their curiosity during the picture walk. Some questions might be:

*"Do you still think the story is going to end like that? Why or why not?"*

*"Was it a good idea for the character to do that? How would you have solved that problem?"*

*"So now that you know what really happened, why do you think the character looks so excited?"*



## Semana 1: Hacer un Caminata Fotográfica/ Recorrido de las Ilustraciones

### ¿Qué?

Un recorrido de las ilustraciones es una actividad entre un lector adulto y un niño que se lleva a cabo antes de leer una nuevo cuento. Un recorrido de las ilustraciones implica la vista previa de la imagen de un libro de cuentos para familiarizar al niño con la historia antes de presentar el texto.

### ¿Por Qué?

Un recorrido de las imágenes despierta el interés del niño en el cuento y lo ayuda a prepararse para la cuento que pronto se leerá. Le da al niño una idea de lo que podría suceder en la historia. ¿Quiénes son los personajes? ¿Dónde toma lugar? ¿Lo que sucederá? Esto, a su vez, ayuda a los niños a conectar las ilustraciones con sus propias experiencias y puede aumentar la comprensión del cuento por parte del niño.

### ¡Intentalo!

1. Primero enséñele a su hijo la portada y lea el título. Pregúntele a su hijo de qué cree que se tratará el cuento, basándose únicamente en lo que ve. Luego, hojee lentamente el libro, página por página (o eligiendo varias páginas clave por adelantado) sin leer una sola palabra.
2. Luego, haga preguntas sobre cada imagen que involucren la imaginación de su hijo y lo estimulen a participar en la actividad. Algunas preguntas pueden ser:

*"¿Qué está pasando aquí?"*

*"¿Quién es este?"*

*"¿Por qué el personaje se ve tan emocionado?"*

*"¿Cuándo se desarrolla esta historia?"*

*"¿Cómo crees que va a terminar la historia?"*

3. Una vez que haya terminado con la recorrida de las ilustraciones y haya comenzado la sesión real de lectura en voz alta, las discusiones breves durante la lectura pueden ser muy beneficiosas para los niños porque refuerzan el pensamiento crítico que usted estimuló al estimular su curiosidad durante el recorrido de las ilustraciones. Algunas preguntas pueden ser:

*"¿Sigues pensando que la historia va a terminar así? ¿Por qué o por qué no?"*

*"¿Fue una buena idea que el personaje hiciera eso? ¿Cómo habrías resuelto ese problema?"*

*"Ahora que sabes lo que realmente sucedió, ¿por qué crees que el personaje se ve tan emocionado?"*

# Fabulous Fall Classroom Pack!

- *For Families...*
- **Components:**
- Six Bilingual Storybooks
- Bilingual Family Guide
- Response Journal
- RAR Fall Webpage:
  - Virtual Storytimes & Recorded Read Alouds
  - Shared Reading Videos
  - Virtual Field Trips
  - Downloadable extension activities



# Fabulous Fall Classroom Pack!

- *For Implementers, Teachers, Home Visitors...*

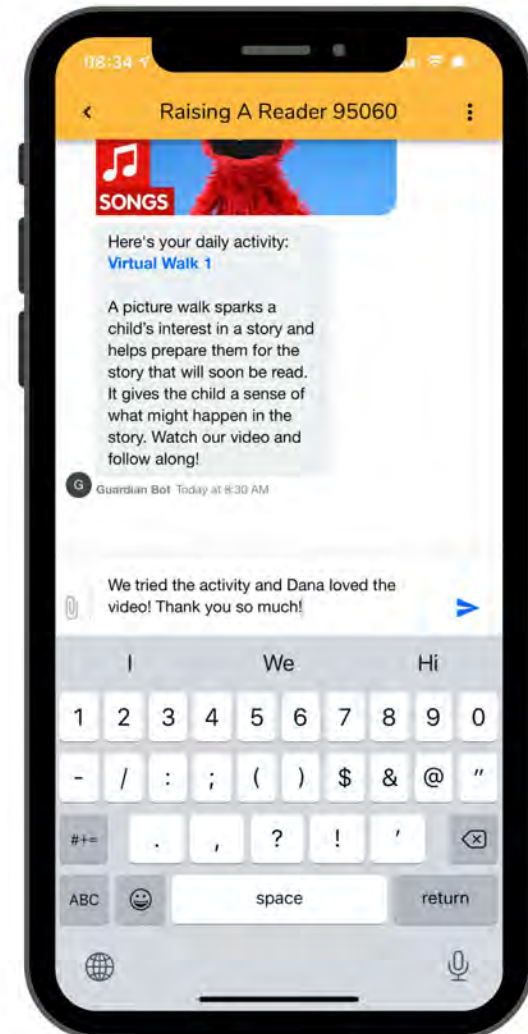
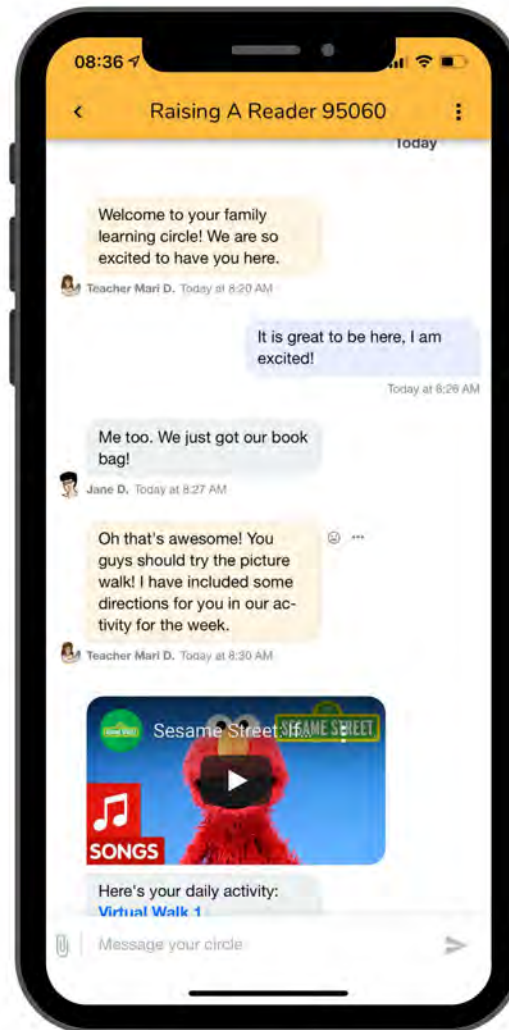
## Components:

- Six Bilingual Storybooks
- Bilingual Family Guide
- Cell Phone Stand
- One Puppet
- Downloadable Implementer Guide
- *Exclusive* Online & On-Demand Training
- **Raising A Reader Family Learning Circle!**



## Raising A Reader's Family Learning Circles

- Provides educators an easy way to engage families with Fabulous Fall content
- Allows families to connect with each other to promote peer-to-peer learning and reduce family isolation
- Provides educators a platform to communicate with families real-time in 13 different languages



# How To Order.....

The First 100  
Implementer Toolkits  
ordered will get a  
RAR Swag Bag!

## Individual Family Pack

- Ages 3-Prek
- School Age

**\$55 per Family  
Pack!**

## Classroom Pack

- Implementer Toolkit
- Family Pack (up to 25)
  - Ages 3-PreK
  - School Age

**25%  
Off**



**\$200-\$1250  
per  
Classroom!**

# Infant and Toddler Kits NOW AVAILABLE!

- Six Bilingual Board Books
- 1 High Quality Puppet
- Bilingual Tip Sheet
- Special Section on Fab Fall Webpage!

**\$32/each!**

**Shipping Included**



# Resources and Announcements

# Are YOU Engaging Families Virtually?


- Be part of our Implementer Guide by sharing your best practices for engaging families.
  - Platform
  - Live or Recorded
  - Links
  - Tips or tricks for the RAR network

Submit your responses to [rarinquiry@raisingareader.org](mailto:rarinquiry@raisingareader.org) !

## SLJ COVID-19 Publisher Information Directory

**As educators move to remote learning, many are worrying and wondering about reading books aloud online and possibly violating copyright laws. In response, many children's publishers have temporarily altered policies. Please consult individual publisher websites for additional information.**





12:00 PM PT | 3:00 PM ET

[Register here](#)

**October 6, 2020 @ 3 p.m. ET**

**How Early Childhood Educators Build Bridges With K-3 Teachers and Parents**

Presenters: Maria Harris of Educare Los Angeles at Long Beach; Ryan Lee-James of Rollins Center for Language and Literacy; and Calvin E. Moore, Ph.D. of Council for Professional Recognition.

**Continue Every Tuesday, Register [Here](#)**

GLR  
Learning  
Tuesdays

# Coming Soon! Town Hall Topics

- Fundraising and Grant Writing in the time of COVID
- Virtual Family Workshop Series (early October)
- **What else would YOU like to see at a Town Hall?**



## Sharing Session/Discussion

