

Fabulous Fall Town Hall

Down the street the gingerbread man. He ran past the
apartment. The dog wagged his tail. Slow down, Gingerbread
Man. I want to talk to you. The dog barked. And he started
crying like the gingerbread man.

But the gingerbread man ran faster.

"I'll run and run as fast as I can.
I won't reach you. I'm the gingerbread man!"
And from the window, I ran from the man.
It ran from you. See if I can!"

November 13, 2020



Welcome!

Using the Chat box, tell us your name and where you are from!

The Chat Box is at the bottom of the Zoom tool bar :)

Hi everyone! Tymisha
from RAR National in
PA.

Agenda for Today's Town Hall

- ✓ Resources and Updates
- ✓ **Raising A Reader's Virtual Family Workshop Series**
- ✓ Q&A
- ✓ Announcements



Raising A Reader Resources and Updates

Raising A Reader's **FAMILY SHARED READING PROGRAM** Webinar



Wednesday, November 18, RAR will present an informative webinar on our exciting new program! Join us and invite other colleagues and organizations whose families would benefit from this innovative way to increase home libraries, enhance home-school connections and keep the literacy routines going in their communities.

Click [here](#) to register for the webinar.

Date: November 18

Time: 10-10:30 AM Pacific

Refer a colleague, friend or associate and receive a set of 5 books from Barefoot Books! To receive your free books, the referred registrant must list your name on their registration form AND attend the webinar.

Fabulous Fall Classroom Pack!

A Fun Way to Support Early Literacy through Reading Routines and Home-School Connections!

The First 100
Implementer
Toolkits ordered
will get a RAR
Swag Bag!

Individual Family Pack

- Infant and Toddler Kits

**\$32 per
Family
Pack!**

Individual Family Pack

- Ages 3-PreK
- School Age

**\$55 per
Family
Pack!**

Classroom Pack

- Implementer Toolkit
- Family Pack (up to 25)
 - Ages 3-PreK
 - School Age

**25%
Off**

**\$200-
\$1250 per
Classroom!**



RAR National Town Hall Meeting:
November 13, 2020
Virtual Family Engagement Workshops



Workshop Progression



- 1. Introductions and Overview**
- 2. Summary of Workshop Resources**
- 3. Overview of Guide Components**
- 4. Questions and Conversations**

Summary of Workshop Resources



Family Engagement Workshops

Workshop 1	Introduction to Early Literacy, Brain Development, and Dialogic Reading
Workshop 2	Asking Good Questions
Workshop 3	Expanding on Answers



Facilitation Guides - Slide Topics

Practice (Slide 30-32) 5-10 minutes

Speaker View: *(Facilitator)*

Participants will practice asking their own W/H questions with a different page from the same book.

Slide 31: Practice *(Facilitator)*

Ask: What W/H or other open-ended question(s) would you ask your child about this picture? (Encourage each participant to contribute at least one question.)

Remind participants that we want to give the child the opportunity to practice and develop their vocabulary and thinking skills.

Allow some time for participants to think and write their question(s) in the chat box. *(Chat Cheerleader will read out answers and/or call on participants to share out loud.)*

Slide 32: Practice—Picture with Post-it Notes *(Facilitator)*

Type some examples of participant responses on the Post-it notes as they're sharing. *(Tech Support)*

Type a closed Yes/No question in the chat box (e.g., Is this a cow?) and ask what the response would be from a child.

Remind: Yes/No questions tend to end the dialogue between you and the child and the goal is to allow the child to use more words and keep the conversation going. A rich vocabulary in Kindergarten is a very important indicator of later success in school.

Ask for suggestions on how to rephrase the example into an open-ended question.

Praise participants for their responses. Encourage them by explaining that it gets easier to ask good questions the more they practice doing this.

Connections



These resources help build literacy skills

Our team is committed to providing opportunities for young learners and their families. We hope that you enjoy these curated tools with your child and foster their love of reading!



Family Literacy Calendar

Check out our printable calendar for daily tips and activities to do with your little ones throughout the year. Use this calendar as a guide to help create a literacy-rich environment for you and your family!

[Family Literacy Calendar](#)

Story Time Videos

Check periodically for our read aloud videos. Allow your child to become the storyteller by looking at the illustrations and listening to the different languages.

[Story Time Videos](#)

LIVE! with an Author

Watch our free LIVE! with an Author event series, featuring dedicated authors that support RAR-MA's work and mission. The series showcases a wide variety of authors who discuss writing, reading, and the role books played in their childhood homes.

[LIVE! with an Author](#)

November 2020

Sunday	Monday	Tuesday	Wednesday	Thursday	Friday	Saturday
1 Tell your little one a silly joke. Make up a new joke together and then have your child tell the joke to someone else.	2 Place some small objects in a paper bag. Let your child reach in and guess what they are. No peeking!	3 F is for Four! Grab a handful of rice, pasta, or beans and separate them into groups of four.	4 Draw a square on a piece of paper. Talk about other things that are square. Now turn that square into a picture!	5 Find a used toilet paper roll and tape one side. Fill the roll with beans or rice and then tape the other end. You just made a musical instrument!	6 Read a book snuggled under the covers together. How do the characters feel throughout the book?	7 During a meal, talk about all of the things on your plate. What sound does each one start with?
8 Fold a piece of paper into an airplane and see how far you can make it fly.	9 Practice bouncing a ball back and forth to each other. How many times can you bounce it?	10 Put sugar or salt on a pan or plate. Let your little one practice drawing numbers and letters with their fingers.	11 It's Veteran's Day. Learn about our veterans and sing a song of thanks for them!	12 Switch the books in your car or bag to new ones. Get your child excited to read! If you don't have a new book, check out our story time videos on YouTube.	13 Have a video chat with a friend or family member. Read your favorite books together.	14 Make a bookmark to use when you read together. If you have time, make a second one as a gift for a friend or teacher.
15 How many jumping jacks can you do together? Be sure to count out loud.	16 Write the letters of your child's first and last names on index cards or sticky notes. Then help your child put them in order.	17 Have a dance party with your favorite music. Introduce your little one to some of your favorite music from your childhood.	18 Read a book using a silly accent. What would each character sound like?	19 Have you and your little one share 5 of your favorite things about one another.	20 Play I Spy with My Little Eye together.	21 Write numbers 1-10 on small pieces of paper. Pick a number out of a hat and do that many hops on one leg. Repeat!
22 Write or draw about the last movie you watched. What was your favorite part?	23 Listen to your favorite songs today and sing along. Sing in a silly voice. A high-pitched voice? Low?	24 Read a book by your favorite author and encourage your little one to create their own story.	25 It's Rhyming Day! What words can you think of that rhyme with "me"?	26 Help your child trace their hand. Then, decorate the handprint and turn it into a turkey.	27 G is for Green! Take a walk outside and count everything green you see.	28 H is for Home! Draw a picture of your home together today.
29 Sing the alphabet! First sing in a low voice. Then try a high voice. How about a silly voice?	30 Read or tell a familiar story today. Every so often, stop and leave out a word. Wait for your child to "fill in the blank."	<div>Happy Thanksgiving! Here are some activities you might want to try: Make a list of things that you're thankful for Write or draw about a Thanksgiving family tradition Read related books, such as <i>Around the Table that Grandad Built</i> by Melanie Heuser Hill and <i>Fry Bread: A Native American Family Story</i> by Kevin Noble Maillard</div>				<div>ACTIVITY THEMES <div><div>SINGING & MOVING</div><div>READING</div><div>TALKING</div></div><div><div>PLAYING</div><div>COUNTING & SORTING</div><div>WRITING</div></div></div>

Asking Good Questions: Infants

- Parents will do all of the questioning and answering at this age.
- Parents will use gestures, such as pointing, to draw infant's attention to important characters, events, pictures, and vocabulary in the story.
- Parent CROWD questions will repeat important vocabulary words from the story. Frequent repetition of key words from the book will help build children's vocabulary.

Example: Parent asks, "Who is this?" Parents point to the characters' pictures and names in the story to guide infants' attention. Parent responds, "That's the gorilla!" (or other character name).

- **What sounds do the cat made?**
 - Caregiver answers "meow"
- **The banana is color ____?**
 - Caregiver answers, yes the banana is yellow!
- **What is the baby eating?**
 - Caregiver answers, yes the baby is eating applesauce!
- **What color is the apple?**
 - Caregiver answers, yes the apple is red!

Facilitation Guides - Appendix 2

Modeling Videos

These videos can be used to demonstrate the strategy Asking Good Questions.

Limitations for Sharing: To protect intellectual property, links to videos are not to be shared beyond closed Raising A Reader initiatives. That includes posting, streaming in a live event platform, or sharing as an attachment or in a recording of your presentation.

Shared Reading with Infants

TITLE	LINK (unlisted on YouTube)	SPOKEN LANGUAGE	ACTORS (Adult/child)
Asking Good Questions for Infants	https://youtu.be/rDcmVqV_kxM	English	Vanessa Colon/Dylan Gonzalez
Connection Questions for Infants	https://youtu.be/ptD7jdM0oto	English	Joel Pineiro, Megan Walsh/Oliver Pineiro

Overview of Guide Components



Coordinator/Implementer Virtual Family Engagement Guide



The Coordinator/Implementer Virtual Family Engagement Guide contains a summary of the adaptations of RAR curriculum into a virtual setting in response to COVID-19 needs.

Section 1: Overview of 3-part Family Engagement Series



While planning, consider:

- Keep outreach approach simple
- Engage children with a flexible agenda
- Maintain a welcoming environment that encourages future attendance
- Offer content in multiple languages


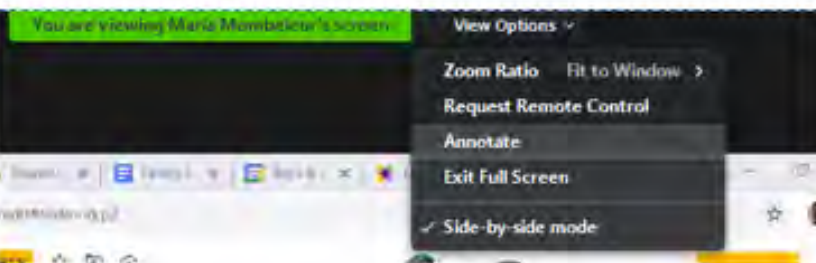
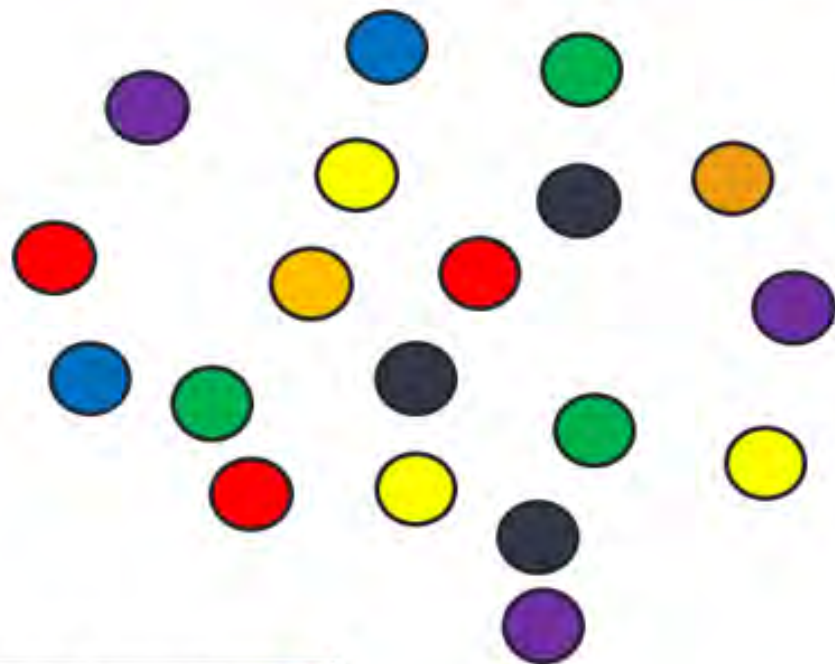


Section 3: Tips on Facilitating Virtual Family Engagement Events

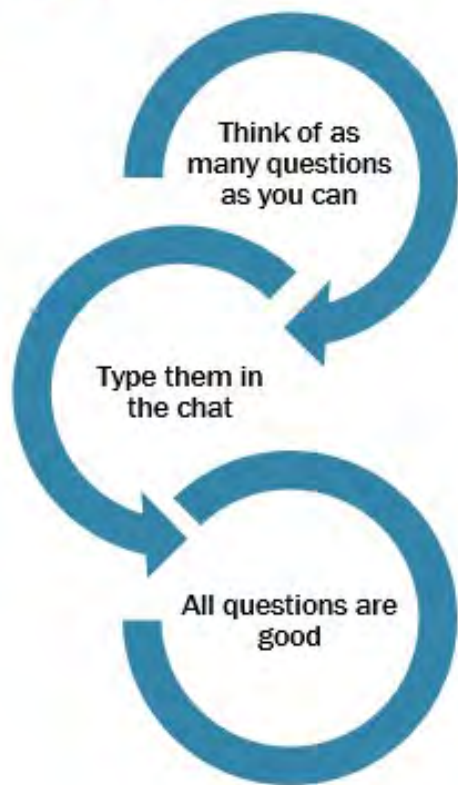
- **Recommendations:**
 - Assign clear roles & responsibilities
 - Decrease Content Amount
 - Crosstrain Team & Pilot
- **Tips & Tricks to Maximize Presentation:**
 - Before, During and After presentation details
- **Tips and Tricks for Engaging Families:**
 - Zoom Features
 - Presentation Details
 - Boost Participation



Workshop 1: Introduction to Early Literacy, Brain Development, and Dialogic Reading



Workshop 2: Asking Good Questions



Workshop 2: Asking Good Questions

1. What is that?
2. Whose bear is this?
3. How old is he?
4. How big is it?
5. Where does he live?
6. Why is he smiling?
7. What color is his shirt?
8. What does he have on his arm?
9. What's in the bag?



10. What color is his shirt or bag?
11. What color is it?
12. How many circles are there on each paw?
13. How many eyes/ears/legs/arms does he have?
14. What's his name?
15. What does it say on his bag/shirt?
16. What is he doing?
17. Is the bear happy?

there is a house

Storytime



Publisher: North-South / Night Sky Books











The farmer was plowing the fields.
"VROOM, VROOM," went the tractor.
"WOOF, WOOF," barked Titus.
"No, no," said the farmer. "Dogs don't drive tractors!"





The farmer's wife was milking.
"MOO, MOO," went the cow.
"WOOF, WOOF," barked Titus.
"No, no," said the cow. "Dogs
don't give milk!"

Section 4: Post-Workshop Feedback and Evaluation Practices

- **Participant Feedback Polls/Surveys**
- **Follow up Resources**
- **Staying Connected**



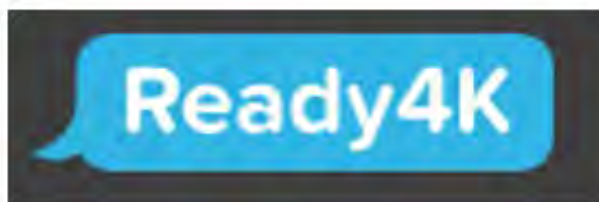
Raising A Reader MA - Greater Boston



6:02



Section 5: Additional Resources



How are we feeling?



HAPPY



SAD



ANGRY



EXCITED



AFRAID



SHY



GUILTY



TIRED



JEALOUS



LOVED



HOPEFUL



BORED



PROUD



SORRY



EMBARRASSED



SURPRISED



Raising A Reader

Massachusetts



Raising A Reader



K R Duffy, MA, NCC
Director of Programs, Raising A Reader
Massachusetts

katee@raisingareaderma.org

617.602.7936 (cell)

Announcements

SAVE THE DATE!!!



Radical Collaboration
Raising A Reader’s role in reimagining early literacy partnerships at scale

Date: November 17, 2020
Time: 10:00am - 11:00am Pacific
Register Here



Lisa Guernsey

Director of the Teaching, Learning & Tech Program at New America to set the stage with an overview of the current early education landscape



Megan Wyatt


Managing Director, Early Learning Programs and Strategy, Bezos Family Foundation
Raising A Reader investor



Thurman White

Chairman and CEO, Progress Investment Management Company, Board Member, Silicon Valley Community Foundation and Thurman and Eileen White Family Fund
Raising A Reader investor





12:00 PM PT | 3:00 PM ET

[Register here](#)

November 17, 2020 @ 3p.m. ET

Parent Coaching: A Key Ingredient to Parent Success

Presenters: Steven Hannon, LENA; Sandra Gutierrez, Abriendo Puertas/Opening Doors; Kai-ama Hamer and Spring Hawson-McClure, Parent Corps; Angie Truesdale and Marena Burnett, Centering Healthcare Institute.

Continue Every Tuesday, Register [Here](#)



Ready4K

New Grant Funding!

Ready4K Equity Grant

Ready4K received new grant funding to help organizations support their economically disadvantaged families.

Ready4K Equity Grant awards, which are based on the percentage of economically disadvantaged families an organization serves, help cover the costs of Ready4K for up to 3 years.

Awards of up to **100% off the first year** are granted on a first come, first-served basis.

Equity Grant Award Levels

Tier 1

Commit to implementing Ready4K for **1 year**

Program Fees covered:

- **75%** of fees

Tier 2

Commit to implementing Ready4K for **2 years**

Program Fees covered:

- **100%** of year 1
- **25%** of year 2

Tier 3

Commit to implementing Ready4K for **3 years**

Program Fees covered:

- **100%** of year 1
- **50%** of year 2

Thank you!

